




**Aziz Pipes Limited**  
Statement of Financial Position  
As at 31 March, 2026


Particulars	Notes	Amount in BDT	
		31 Mar. 2026	30 June 2025
<b>ASSETS</b>			
<b>Non-current Assets</b>			
Property, Plant and Equipment	3.00	224,870,308	228,181,430
		<b>224,870,308</b>	<b>228,181,430</b>
<b>Current Assets</b>			
Inventories	4.00	18,557,587	19,403,889
Trade Receivables	5.00	26,888,265	27,340,752
Advances, Deposits and Prepayments	6.00	17,372,810	17,546,009
Cash and Cash Equivalents	7.00	654,880	720,110
		<b>63,473,542</b>	<b>65,010,760</b>
<b>Total Assets</b>		<b>288,343,850</b>	<b>293,192,191</b>
<b>EQUITY AND LIABILITIES</b>			
<b>Shareholders' Equity</b>			
Share Capital	8.00	53,471,250	53,471,250
Share Premium	9.00	106,700,000	106,700,000
Revenue Reserves and Surplus	10.00	23,871,918	23,871,918
Revaluation Reserve	11.00	161,502,184	162,060,878
Retained Earnings	12.00	(611,553,124)	(599,394,114)
		<b>(266,007,773)</b>	<b>(253,290,070)</b>
<b>Non-current Liabilities</b>			
<b>Loan Fund</b>			
Term Loan(UBL)	13.00	57,200,000	57,200,000
Term Loan(DBBL)	14.00	33,249,646	33,249,646
Deferred Tax	15.00	33,246,405	33,625,892
Block loan account	16.00	171,733,794	171,733,794
		<b>295,429,845</b>	<b>295,809,332</b>
<b>Current Liabilities</b>			
Trade Payables	17.00	140,719,876	140,719,876
Others Liabilities	18.00	23,732,158	19,971,883
Short Term Loan	19.00	78,324,823	77,224,823
Liabilities for Expenses	20.00	16,144,921	12,756,345
		<b>258,921,779</b>	<b>250,672,928</b>
<b>Total Liabilities</b>		<b>554,351,624</b>	<b>546,482,260</b>
<b>Total Equity and Liabilities</b>		<b>288,343,850</b>	<b>293,192,190</b>
<b>Net Asset Value (NAV) per Share</b>	27.00	<b>(49.75)</b>	<b>(47.37)</b>


*The annexed notes form an integral part of these financial statements.*

  
Chairman  
Mohd. Abdul Halim

  
Independent Director  
Jamal Uddin Bhuiyan

  
Managing Director  
A. H. M. Zakaria


  
Company Secretary(C.C)  
Md. Mokbul Hossain


  
Manager (F&A), CFO (C.C)  
Md. Saiful Islam


**Aziz Pipes Limited**  
Statement of Profit or Loss and Other Comprehensive Income  
For the period ended on 31 March, 2026

Particulars	Notes	Amount in BDT			
		01 July 2025 to 31 Mar. 2026	01 July 2024 to 31 Mar. 2025	Jan. 01, 2026 to March 31, 2026	Jan. 01, 2025 to March 31, 2025
Revenue	21.00	1,292,765	841,271	1,225,414	80,195
Less: Cost of Goods Sold	22.00	6,791,450	9,316,529	1,546,797	3,154,933
<b>Gross Profit/(Loss)</b>		<b>(5,498,685)</b>	<b>(8,475,258)</b>	<b>(321,383)</b>	<b>(3,074,738)</b>
<b>Less: Operating Expenses</b>					
Administrative & General Expenses	23.00	5,226,374	3,254,621	2,876,149	1,183,787
Selling & Distribution Expenses	24.00	3,000	13,970	1,000	-
Financial Expenses	25.00	2,356,205	2,035,709	785,250	404,763
		<b>7,585,579</b>	<b>5,304,301</b>	<b>3,662,399</b>	<b>1,588,551</b>
<b>Operating Profit/(Loss)</b>		<b>(13,084,264)</b>	<b>(13,779,558)</b>	<b>(3,983,782)</b>	<b>(4,663,289)</b>
Add: Interest Received from STD Account		-	-	-	-
<b>Net Profit/(Loss) before WPPF</b>		<b>(13,084,264)</b>	<b>(13,779,558)</b>	<b>(3,983,782)</b>	<b>(4,663,289)</b>
Less: Workers Profit Participation Fund		-	-	-	-
<b>Net Profit/(Loss) before Income Tax</b>		<b>(13,084,264)</b>	<b>(13,779,558)</b>	<b>(3,983,782)</b>	<b>(4,663,289)</b>
<b>Less: Income Tax expenses</b>					
Current Tax	26.00	12,928	5,048	12,254	482
Deferred Tax Income	15.00	(239,813)	(239,463)	(399,689)	(79,821)
		<b>(226,886)</b>	<b>(234,415)</b>	<b>(387,436)</b>	<b>(79,339)</b>
<b>Total Profit or Loss and other comprehensive</b>		<b>(12,857,378)</b>	<b>(13,545,143)</b>	<b>(3,596,346)</b>	<b>(4,583,950)</b>
<b>Basic Earnings per Share (EPS)</b>	28.00	<b>(2.40)</b>	<b>(2.53)</b>	<b>(0.67)</b>	<b>(0.86)</b>

*The annexed notes form an integral part of these financial statements.*

  
Chairman  
Md. Abdul Halim

  
Independent Director  
Jamal Uddin Bhuiyan

  
Managing Director  
A. H. M Zakaria

  
Company Secretary (C.C.)  
Md. Mokbul Hossain

  
Manager (F&A), CFO (C.C.)  
Md. Saiful Islam

**Aziz Pipes Limited**  
Statement of Changes in Equity  
For the year ended on 31 March, 2026

Particulars	Share Capital	Share Premium	Revenue Reserve	Revaluation Surplus	Retained Earnings	Total Amount (Tk)
Balance as at July 01, 2025	53,471,250	106,700,000	23,871,918	162,060,877	(599,394,115)	(253,290,070)
Net Profit /(Loss) during the year	-	-	-	-	(12,857,378)	(12,857,378)
Adjustment of Revaluation reserve on depreciable Assets	-	-	-	(698,369)	698,369	-
Change in Tax obligation	-	-	-	139,674	-	139,674
<b>Balance as on March 31, 2026</b>	<b>53,471,250</b>	<b>106,700,000</b>	<b>23,871,918</b>	<b>161,502,182</b>	<b>(611,553,125)</b>	<b>(266,007,774)</b>

For the year ended on 31 March, 2025

Amount in BDT

Particulars	Share Capital	Share Premium	Revenue Reserve	Revaluation Surplus	Retained Earnings	Total Amount (Tk)
Balance as at July 01, 2024	53,471,250	106,700,000	23,871,918	162,888,571	(546,289,533)	(199,357,794)
Net Profit /(Loss) during the year	-	-	-	-	(13,545,143)	(13,545,143)
Adjustment of Revaluation reserve on depreciable Assets	-	-	-	(659,570)	775,965	116,395
<b>Balance as on March 31, 2025</b>	<b>53,471,250</b>	<b>106,700,000</b>	<b>23,871,918</b>	<b>162,229,002</b>	<b>(559,058,711)</b>	<b>(212,786,542)</b>

Chairman

Mohd. Abdul Halim

Independent Director

Jamal Uddin Bhuiyan

Managing Director

A. H. M Zakaria

Company Secretary(C.C)


Md. Mokbul Hossain


Manager (F&A), CFO (C.C)


Md. Saiful Islam


**Aziz Pipes Limited**  
**Statement of Cash Flows**  
For the year ended on 31 March, 2026


Particulars	Notes	Amount in BDT	
		01 July 2025 to 31 Mar. 2026	01 July 2024 to 31 Mar. 2025
<b>A. Cash Flow from Operating Activities</b>			
Collection from Sales & Others		1,745,252	2,389,376
Payment to Suppliers & Expenses		(2,910,027)	(3,640,243)
Income tax paid/Adjustment		-	(299,310)
<b>Net Cash Generated from Operating Activities</b>		<b>(1,164,775)</b>	<b>(1,550,177)</b>
<b>B. Cash Flow from Investing Activities</b>			
Acquisition of Fixed Assets		-	-
<b>Net Cash Used in Investing Activities</b>		<b>-</b>	<b>-</b>
<b>C. Cash Flow from Financing Activities</b>			
Loan Received from Others		1,100,000	3,000,000
Short Term Loan		-	(185,768)
Financial Expense(Bank Charges)		(455)	(4,209)
<b>Net Cash Used in Financing Activities</b>		<b>1,099,545</b>	<b>2,810,023</b>
<b>Net increase/(decrease) in cash and cash equivalents (A+B+C)</b>		<b>(65,230)</b>	<b>1,259,846</b>
Cash and cash equivalents at the beginning of the year		720,110	504,971
<b>Cash and cash equivalents at the end of the year</b>		<b>654,880</b>	<b>1,764,817</b>
<b>Net Operating Cash Flows per Share</b>	29.00	<b>(0.22)</b>	<b>(0.29)</b>

  
Chairman  
Mohd. Abdul Halim

  
Independent Director  
Jamal Uddin Bhuiyan

  
Managing Director  
A. H. M Zakaria

  
Company Secretary(C.C)  
Md. Mokbul Hossain

  
Manager (F&A), CFO (C.C)  
Md. Saiful Islam

①

**Aziz Pipes Limited**  
**Notes to the Financial Statements**

**As at and for the year ended 31 March, 2026**

**1.00 The Company and its activities**

**1.01 Introduction**

The organization was incorporated on 02 May, 1981 as a Private Limited Company under the Companies Act, 1913 and now 1994. It was converted into a Public Limited Company under the same statute. Its shares are listed in both the Dhaka and Chittagong Stock Exchange Limited.

**1.02 Registered Office of the Company**

The Registered Office of the Company is located at 93, Motijheel C/A, (3rd Floor), Dhaka-1000 and the Factory is located at Amirabad (Shibrampur), Faridpur.

**1.03 Nature of business/ Principal activities of the Organization**

The Company is manufacturer of high quality PVC Rigid Pipes & PVC Profiles products. Currently due to working capital shortage, PVC plastic wood and PVC flexible corrugated conduit pipes production has been temporally closed.

**1.04 Presentation of financial statements**

As per IAS-1 "Presentation of Financial Statements", financial statements shall comprise statement of financial position, statement of profit or loss and other comprehensive income, statement of changes in equity, statement of cash flows and notes to the financial statements comprising summary of accounting policies and other explanatory information. Furthermore, IAS-1 states that, an entity shall present its current and non-current assets and liabilities, as separate classifications in its statement of financial position.

**i. Components of the Financial Statements:**

According to the International Accounting Standards (IAS)-1 "Presentation of Financial Statements" the complete set of Financial Statements includes the following components":

- i. Statement of Financial Position as at 31 March, 2026
- ii. Statement of Profit or Loss & Other Comprehensive Income for the year ended 31 March, 2026
- iii. Statement of Changes in Equity for the year ended 31 March, 2026
- iv. Statement of Cash Flows for the year ended 31 March, 2026 and notes, Comprising a Summary of Significant Accounting Policies and Other Explanatory Information.

**ii. Revenue**

An entity shall account for a contract with a customer that is within the scope of IFRS - 15 only when all of the following criteria are met:

- i) Identify the contract (s) with a customer.
- ii) Identify the performance obligations in the contract.
- iii) Determine the transaction price.
- iv) Allocate the transaction price to the performance obligations in the contracts.
- v) Recognize revenue when (or as) the entity satisfies a performance obligation.

**1.05 Measurement of elements in the financial statements**

Measurement is the process of determining the monetary amounts at which the elements of the financial statements are to be recognized and carried in the financial statements. The measurement IASs adopted by the Company is historical cost except for land and building which are stated in accordance with the policies mentioned in the respective notes.

**1.06 Use of estimates and judgements**

The preparation of financial statements requires management to make judgements, estimates and assumptions that affect the application of accounting policies and the reported amounts of assets, liabilities, income and expenses, and disclosure requirements for contingent assets and liabilities during and at the date of the financial statements.

Actual results may differ from these estimates. Estimates and underlying assumptions are reviewed on an ongoing IAS. Revisions of accounting estimates are recognized in the year in which the estimate is revised and in any future years affected.

Information about significant areas of estimation uncertainty and critical judgements in applying accounting policies that have the most significant effect on the amounts recognized in the financial statements include depreciation, amortization, impairment, post employment benefits liabilities, accruals, taxation and provision

**1.07 Comparative information and rearrangement thereof**

Comparative figures have been re-arranged wherever considered necessary to ensure better comparability with the current year without causing any impact on the profit and value of assets and liabilities as reported in the financial statements.

**1.08 Going Concern**

The financial statements have been prepared on a going concern basis. However, the company has incurred losses amounting to Tk. (12,857,378) as of March 31, 2026. The equity of the company has deteriorated to a negative balance of Tk. (266,007,773). Additionally, the bank's suit claim against the company, respectively, which pose further financial strain. Despite this, no management plan was provided to support the assumption that the company can continue as a going concern. Given these conditions, we believe that there are material uncertainties that cast significant doubt on the company's ability to continue as a going concern.

**1.09 Accrual basis of accounting**

The Company prepares its financial statements, except for cash flow information, using the accrual basis of accounting. Since the accrual basis of accounting is used, the Company recognizes items as assets, liabilities, equity, income and expenses (the elements of financial statements) when they satisfy the definitions and recognition criteria for those elements in the Framework.

**1.10 Materiality and aggregation**

The Company presents separately each material class of similar items. The Company presents separately items of a dissimilar nature or function unless they are immaterial. Financial statements result from processing large numbers of transactions or other events that are aggregated into classes according to their nature or function.

**1.11 Reporting year**

The financial statements of the Company covered period from 1st July 2025 to 31th March, 2026.

**1.12 Authorization of the financial statements for issue**

The financial statements were authorized by the Board of Directors on 28 April, 2026 for issue after completion of review.

### **1.13 Statement of Cash Flows**

Statement of Cash Flows is prepared in accordance with IAS 7-"Statement of Cash Flows". The Statement shows the structure of changes in cash and cash equivalents during the financial year. Statement of Cash Flows is prepared principally in accordance with IAS-7 "Cash Flow Statement" and the cash flow from the operating activities have been presented under direct method, paragraph 19 of IAS-7 which provides that "Enterprises are Encouraged to Report Cash Flow from Operating Activities Using the Direct Method".

### **1.14 Statement of changes in equity**

Statement of Changes in Equity has been prepared in accordance with IAS 1 -"Presentation of Financial Statements"

### **1.15 Changes in accounting policies**

The company changes its accounting policy only if the change is required by a IFRS or results in the financial statements providing reliable and more relevant information about the effects of transactions, other events or conditions on the company financial position, financial performance or cash flows. Changes in accounting policies is to be made through retrospective application by adjusting opening balance of each affected components of equity i.e. as if new policy has always been applied.

### **1.16 Changes in accounting estimates**

Estimates arise because of uncertainties inherent within them, judgment is required but this does not undermine reliability. Effect of changes of accounting estimates is included in profit or loss account. The preparation of the financial statements are in conformity with IFRS requires the use of certain critical accounting estimates. It also requires management to exercise its judgment in the process of applying the Company's accounting policies. Previously Company Maintained Unit wise Accounts for Tax Holiday benefits Purpose but Tax Holiday year now Expired So, the Company's Board of Directors decided to Maintain only consolidated Financial Statement from this year.

### **1.17 Correction of error in prior year financial statements:**

The company corrects material prior year errors retrospectively by restating the comparative amounts for the prior year(s) presented in which the error occurred; or if the error occurred before the earliest prior year presented, restating the opening balances of assets, liabilities and equity for the earliest prior year presented.

### **1.18 Segment Reporting**

No segmental reporting is applicable for the company as required by IFRS 8: "Segment Reporting" as the company operates in a single industry segment and within a single geographical territory.

### **2.00 Summary of material accounting policies**

Accounting policies are determined by applying the relevant IFRS. Where there is no available guidelines of IFRS, management uses its judgment in developing and applying an accounting policy that results in information that is relevant and reliable. The company selects and applies its accounting policies for a year consistently for similar transactions, other events and conditions, unless a IFRS or specifically requires or permits categorization of items for which different policies may be appropriate. The accounting policies set out below have been applied consistently in all material respects to all years presented in these financial statements.

### **2.01 Cash and cash equivalents**

2

Cash and cash equivalents include notes and coins in hand and at bank, which are not ordinarily susceptible to change in value. For the purpose of Statement of Financial Position and Statement Cash Flows , Cash in Hand and Bank balances represent cash and cash equivalents considering the IAS-1 "Presentation of Financial Statements" and IAS-7 "Cash Flow Statement", which provide that Cash and Cash equivalents are readily convertible to known amounts of Cash and are subject to an insignificant risk of changes in value and are not restricted as to use.

## 2.02 Fixed assets [Property, Plant & Equipment and intangibles]

### i. Recognition

The cost of an item of property, plant and equipment is recognized as an asset if, and only if, it is probable that future economic benefits will flow to the Company and the cost of the item can be measured reliably.

### ii. Measurement at recognition

An item of property, plant and equipment that qualifies for recognition as an asset is measured at its cost. The cost of an item of property, plant and equipment is the cash price equivalent at the recognition date. The cost of a self-constructed asset is determined using the same principles as for an acquired asset.

### iii. Elements of costs and subsequent costs

Cost includes purchase price (including import duties and non-refundable purchase taxes), directly attributable costs to bringing the asset to the location and condition necessary for it to be capable of operating in the manner intended by the management and the initial estimate of the cost of dismantling and removing the item and restoring the site on which it is located. Costs of day to day servicing (repairs and maintenance) are recognized as expenditure as incurred. Replacement parts are capitalized, provided the original cost of the items they replace is derecognized.

### iv. Measurement of property, plant & equipment after recognition

#### Cost model

After recognition as an asset, an item of property, plant and equipment shall be carried at its cost less any accumulated depreciation.

#### Revaluation model

The revaluation model requires an asset, after initial recognition, to be measured at a revalued amount, which is its fair value less subsequent accumulated depreciation.

Where an asset's carrying amount is increased as a result of a revaluation, the increase is recognized in equity under the heading of revaluation reserve. However, the increase is recognized in profit or loss to the extent that it reverses a revaluation decrease of the same asset previously recognized in profit or loss.

Where an asset's carrying amount is decreased as a result of a revaluation, the decrease is recognized in profit or loss. However, the decrease is recognized in equity to the extent of any credit balance existing in the revaluation reserve in respect of that asset. The decrease recognized in equity reduces the amount accumulated under the heading of revaluation reserve.

The revaluation reserve included in equity in respect of an item of property, plant and equipment is transferred directly to retained earnings when the asset is derecognized. However, some of the surplus is transferred as the asset is used by the Company. In such a case, the amount of the revaluation reserve transferred would be the difference between depreciation IAS on the revalued carrying amount of the asset and depreciation IAS on the asset's original cost.

### v. Derecognition of property, plant and equipment:

The carrying amount of an item of property, plant and equipment is derecognized on disposal or when no future economic benefits are expected from its use or disposal. The gain or loss arising from the derecognition of an item of property, plant and equipment is included as other income in profit or loss when the item is derecognized.

vi. **Depreciation**

The depreciation charge for each period is recognized in profit or loss unless it is included in the carrying amount of another asset. Depreciation of an asset begins when it is installed and available for use, i.e. when it is in the location and condition necessary for it to be capable of operating in the manner intended by management. Depreciation of an asset ceases at the earlier of the date that the asset is classified as held for sale and the date that the asset is derecognized. Depreciation has been charged using Diminishing Balance Method (DBM). Depreciation is charged on addition from the date when the related assets are ready to use. Expenditure for maintenance and repair are expensed, major replacements, renewals and betterment are capitalized. The residual value and the useful life of an asset is reviewed at least at each financial year-end and, if expectations differ from previous estimates, the change(s) shall be accounted for as a change in an accounting estimate.

Depreciation is calculated IAS on the cost/revalued amount of items of fixed assets [property, plant & equipment] less their estimated residual values using reducing balance method (RBM) over their useful lives and recognized in profit and loss. Land is not depreciated. Rates of depreciation considering the useful life of respective assets are as follows:

Particulars	Rate of Dep.
Building & Other Constructions	10%
Road & Sewerage	10%
Electrical Installation	15%
Plant & Machinery	10%
Furniture & Fixture	10%
Fittings	10%
Office Equipment	15%
Loose & Tools	15%
Motor Vehicles	20%
Weight Bridge Equipment	15%
Factory Equipment	15%
Pump House	15%
Crockeries & Cutleries	20%
Sundry Assets	15%
Gas Line Installation	10%

Depreciation has been charged to Statement of Profit or Loss and other Comprehensive Income consistently.

vii. **Impairment of Assets**

An entity shall at the end of each reporting year whether there is an indication that asset may be impaired (if any) such indication exists the entity shall estimate the recoverable amount of the assets and compute impairment and reports to the statements of profit or loss and other comprehensive income as impairment loss.

Entity applies yearic review to ensure that its assets are carried at no more than their recoverable amount, which is hunger of an assets or cash generating units fair value less costs of disposal and its value in use as prescribed in IAS-36."Impairment of Assets". There is no indication that assets may be impairment. Moreover, the company has no intangible assets for which impairment test is required.

**2.03 Valuation of Inventories:**

Inventories are assets held for sale in the ordinary course of business, in the process of production for such sale or in the form of materials or supplies to be consumed in the production process. Inventories are stated at the lower of cost or net realizable value in compliance to the requirements of Para 10 of IAS-2. Costs including an appropriate portion of fixed and variable overhead expenses are assigned inventories by the method most appropriate to the particular class of inventory. Net realizable value represents the estimated selling price for the inventories less all estimated cost of completion and cost necessary to make the sale. Item wise valuation is as follows:

<b>Category of Inventories</b>	<b>Basis of Valuation</b>
Raw & Packing Materials	At Weighted average cost
Work-in Progress	At Weighted average cost
Finished Goods	At Weighted average cost

**2.04 Other provisions, accruals and contingencies:****i. Recognition of provisions, accruals and contingencies:**

A provision is recognized when the Company has a present obligation (legal or constructive) as a result of a past event; it is probable that an outflow of resources embodying economic benefits will be required to settle the obligation; a reliable estimate can be made of the amount of the obligation. Accruals are liabilities to pay for goods or services that have been received or supplied but have not been paid, invoiced or formally agreed with the supplier, including amount due to employees.

**ii. Measurement of provision:**

The amount recognized as a provision is the best estimate of the expenditure required to settle the present obligation at the end of the reporting year.

**2.05 Employee Benefits:****i. Workers' Profit Participation Fund (WPPF):**

As per Bangladesh Labour Act, 2006 as amended in 2013 all companies fall within the scope of WPPF (which includes Company) are required to provide 5% of its profit before charging such expense to their eligible employees within the stipulated time. As required by Law, the Company has maintained WPPF and kept sufficient provision against profit participation fund.

**ii. Staff Provident Fund:**

The company provides sufficient fund for staff provident fund each year for all eligible permanent employees but the staff provident fund is yet to recognize. Now, staff provident fund benefits temporarily stop.

**2.06 Taxation:**

The tax expense for the year comprises current tax and deferred tax. Tax is recognized in the statement of profit or loss and other comprehensive income, except in the case it relates to items recognized directly in equity.

**i. Current tax:**

Current tax is the expected tax payable on the taxable income for the year, using tax rates enacted or substantially enacted at the reporting date and any adjustment to the tax payable in respect of previous years. Provision for current income tax has been made on taxable income of the company as per following rates: The Company is "Publicly Traded Company" as per the Finance Act, 2020 and the rate of Minimum tax applicable is 0.60% from July 01, 2025 to March 31, 2026.

Type of income	2025-26	2024-25
Business income	20%	20.0%
Capital gain	10% to 15%	10% to 15%
Minimum Tax Section 16BBB+82C(4)	0.60%	0.60%

ii. **Deferred tax:**

Deferred tax is recognized on differences between the carrying amounts of assets and liabilities in the financial statements and the corresponding tax IAS used in the computation of taxable profit and are accounted for using the Statement of Financial Position as liability method. Deferred tax liabilities are generally recognized for all taxable temporary differences and deferred tax assets are generally recognized for all deductible temporary differences to the extent that it is probable that taxable profits will be available against which those deductible temporary differences can be utilized. APL recognized deferred tax liabilities for all taxable temporary differences.

**Principle of recognition:**

Deferred tax is recognized as income or an expense amount within the tax charge, and included in the net profit or loss for the year. Deferred tax relating to items dealt with directly in equity is recognized directly in equity.

2.07 **Share capital and reserves:**

i. **Capital:**

**Authorized Capital:**

Authorized Capital is the maximum amount of share capital that the Bank is authorized to raise as per its Memorandum and Articles of Association.

**Paid-up Capital:**

Paid-up Capital represents total amount of shareholders' capital that has been paid in full by the shareholders. Shareholders are entitled to receive dividend as approved from time to time in the Annual General Meeting.

ii. **Share Premium:**

Premium received amounting of Tk. 106,700,000 as against 194,000 ordinary share of Tk. 550 each of the share in the year 1997.

The Share Premium shall be utilized in accordance with provisions of the Companies Act, 1994 and as directed by the Securities and Exchange Commission in this respect. The section 57 of the Companies Act, 1994 provides that the Company may apply the Share Premium Account as follows:

- i. in paying up un-issued shares of the Company to be issued to members of the Company as fully paid bonus shares;
- ii. in amortized off the preliminary expenses of the Company;
- iii. in amortized off the expenses or the commission paid or discount allowed on any issue of shares or debentures of the Company; and
- iv. in providing for the premium payable on the redemption of any redeemable preference shares or of any debenture of the Company.

2.08 **Assets revaluation reserve:**

This represents the difference between the book value and the re-valued amount of Building and other Construction and Plant & Machineries of the Company as assessed by professional valuers in the year 1996. Further in 2018, The Company engaged an Independent valuer named "Rahman Mostafa Alam & Co" Chartered Accountants has revalued the inspection and examination of the project land & land developments located at the factory premises. The reserve is not distributable.

**2.09 Expenses:**

**Management and other expenses:**

Expenses incurred by the Company are recognized on an accrual IAS.

**2.10 Dividend:**

The amount of proposed dividend is not accounted for but disclosed in the notes to the account along with dividend per share in accordance with the requirements of the para 125 of International Accounting Standards (IAS) 1: Presentation of Financial Statements. Also, the proposed dividend has not been considered as 'Liability' in accordance with the requirements of the para 12 & 13 of International Accounting Standards (IAS) 10: Events after the Reporting year, because no obligation existed at the time of approval of the accounts and recommendation of dividend by the Board of Directors.

The Board of Directors proposed no dividend for the year ended on March, 31, 2026.

**2.11 Earnings per share (EPS):**

**Measurement:**

**Basic EPS:**

The Company calculates Basis earnings per share amounts for profit or loss attributable to ordinary equity holders of the parent entity. Basic earnings per share is calculated by dividing profit or loss attributable to ordinary equity holders of the parent entity (the numerator) by the weighted average number of ordinary shares outstanding (the denominator) during the Period.

**Diluted EPS:**

The Company calculates diluted earnings per share amounts for profit or loss attributable to ordinary equity holders of the entity. For the purpose of calculating diluted earnings per share, the Company adjusts profit or loss attributable to ordinary equity holders of the entity, and the weighted average number of shares outstanding, for the effects of all dilutive potential ordinary shares. Dilution of EPS is not applicable for these financial statements as there was no dilutive potential ordinary shares during the relevant years. Hence no Diluted EPS has been calculated. Basic EPS has been calculated and presented in the same manner.

**Presentation:**

The Company presents basic and diluted earnings per share with in statement of profit or loss and other comprehensive income equal prominence for all years presented. The Company presents basic and diluted earnings per share, even if the amounts are negative (i.e. a loss per share).

**2.12 Events after the reporting year:**

All material events after the reporting year that provide additional information about the Companies position at the balance sheet date are reflected in the financial statements as per IAS 10 "Events after the Reporting year". Events after the reporting year that are not adjusting events are disclosed in the notes when material.

**2.13 Risk Exposure :**

**Interest Rate Risk :**

Interest rate risk is the risk that company faces due to unfavourable movements in the interest rates. Changes in the government's monetary policy, along with increased demand for loans/ investments tend to increase the interest rates. Such rises in interest rates mostly affect companies having floating rate loans or companies investing in debt securities.

**Management Perception:**

The company maintains low debt / equity ratio; and accordingly, adverse, impact of interest rate fluctuation is insignificant

#### 2.14 Exchange Rate Risk:

Exchange rate risk occurs due to changes in exchange rates. As the company imports materials and equipment from abroad and also earns revenue in foreign currency, unfavourable volatility or currency fluctuation may affect the profitability of the company. If exchange rate increases against locale currency, opportunity arises for generating more profit.

##### **Management Perception:**

The products of the company are sold mostly in local currency. Therefore, volatility of exchange rate has negligible impact on profitability of the company.

#### 2.15 Industry Risk:

Industry risk refers to the risk of increased competition from foreign and domestic sources leading to lower prices, revenues, profit margin, and market share which could have an adverse impact on the business, financial condition and results of operation.

##### **Management Perception:**

Management is optimistic about growth opportunity in infusion sector in Bangladesh. Furthermore there is untapped international market.

#### 2.16 Market risks :

Market risks refers to the risks of adverse market conditions affecting the sales and profitability of the company. Mostly, the risk arises from falling demand for the product or service which would harm the performance of the company. On the other hand, strong marketing and brand management would help the company increase their customer base.

##### **Management Perception:**

Management is fully aware of the market risk and act accordingly. Moreover the company has a strong marketing and brand management to increase the customer base and customer loyalty.

#### 2.17 Operational Risks:

Non-availabilities of materials/ equipment's/ services may affect the smooth operational activities of the company. On the other hand, the equipment may face operational and mechanical failures due to natural disasters, terrorist attacks, unforeseen events, lack of supervision and negligence, leading to severe accidents and losses.

##### **Management Perception:**

The company perceives that allocation of its resources properly can reduce this risk factor to great extent. The company hedges such risks in costs and prices and also takes preventive measures therefore.

#### 2.18 Liquidity Risk:

Liquidity Risk is defined as the risk that the company will not be able to settle its obligations on time or reasonable price.

##### **Management Perception:**

The company's approach to managing liquidity is to ensure, as possible, that it will always have sufficient liquidity to meet its liabilities when due, under both normal and stressed conditions, without incurring unacceptable losses or risking damage to the company's reputation. Typically, management ensures that it has sufficient cash and cash equivalent to meet expected operational expenses, including the servicing of financial obligation through preparation of the cash forecast prepared based on time line of payment of the financial obligation and accordingly arrange for sufficient liquidity/ fund to make the expected payment within due date.

**2.19 The compliance with regulatory requirement:**

The Companies complied, as per Para 12 of Securities & Exchange Rule 1987, with the International Accounting Standards (IASs) and International Financial Reporting Standards (IFRSs) as adopted by The Institute of Chartered Accountants of Bangladesh (ICAB) in preparing the financial statements of the Company.

**2.20 General:**

- i) The financial statement are presented in Bangladesh Taka which in the company's functional currency. Figures appearing in these financial statements rounded off to the nearest Taka.
- ii) The expenses, irrespective of capital or revenue nature, accrued/due but not paid have been provided for in the financial statements of the company.

Amount in BDT	
31 March, 2026	30 June 2025

### 8.00 Share Capital

#### Authorized Capital

50,000,000 Ordinary Shares of Tk. 10 each

500,000,000      500,000,000

#### Issued, Subscribed & Paid-up Capital

5,347,125 Ordinary Shares of Tk. 10 each paid-up in full

53,471,250      53,471,250

#### (a) Composition of Shareholding:

	2025-2026		2024-2025	
	No. of Shares	% of Holding	No. of Shares	% of Holding
Directors/Sponsors	596,530	11.16	596,530	11.16
General Public	4,409,798	82.47	4,346,588	81.29
Financial Institutions	250,446	4.68	313,229	5.86
ICB & Other Investors	90,351	1.69	90,778	1.70
<b>Total</b>	<b>5,347,125</b>	<b>100.00</b>	<b>5,347,125</b>	<b>100.00</b>

#### (b) Details of the Shareholding is given below:

The distribution schedule showing the number of Shareholders and their shareholding in percentage has been disclosed below as requirement of the "Listing Regulation" of Dhaka and Chittagong Stock Exchange Limited.

Range of holdings in number of Shares	No. of Shareholders		No. of Shares		% of Holding	
	2025-2026	2024-2025	2025-2026	2024-2025	2025-2026	2024-2025
Less than 500	3,371	3,512	499,000	523,649	9.33	9.79
501 to 5,000	1,289	1,329	2,102,162	2,150,530	39.32	40.22
5,001 to 10,000	103	93	753,593	643,445	14.09	12.03
10,001 to 20,000	44	43	613,833	599,880	11.48	11.22
20,001 to 30,000	7	8	156,308	190,049	2.92	3.55
30,001 to 40,000	2	5	72,077	186,948	1.35	3.50
40,001 to 50,000	4	2	176,097	88,599	3.29	1.66
50,001 to 100,000	2	2	107,930	138,845	2.02	2.60
Over 100,000	5	5	866,125	825,180	16.20	15.43
<b>Total</b>	<b>4,827</b>	<b>4,999</b>	<b>5,347,125</b>	<b>5,347,125</b>	<b>100.00</b>	<b>100.00</b>

#### (c) Option on Un-Issued Shares:

There is no option regarding the authorized capital not yet issued but can be used to increase the paid-up capital through the issuance of new shares against cash contribution and bonus.

#### (d) Market Price:

The shares of the Company are listed with both the Dhaka and Chittagong Stock Exchange Limited and quoted at Tk. 50.60 per share and Tk. 49.00 per share in the Dhaka and Chittagong Stock Exchange Limited respectively on March 31, 2026.

### 9.00 Share Premium

Share Premium

106,700,000      106,700,000

**Total**

106,700,000      106,700,000

Premium received amounting of Tk. 106,700,000 as against 194,000 ordinary share of Tk. 550 each of the share in the year 1997.

### 10.00 Revenue Reserves & Surplus

Tax Holiday Reserve

23,016,918      23,016,918

General Reserve

280,000      280,000

Dividend Equalization Fund

575,000      575,000

**Total**

23,871,918      23,871,918

### 11.00 Revaluation Reserve

Opening Balance

162,060,878      162,888,573

Less: Adjustment during the year On depreciable Assets

698,369      1,034,620

Less: Adjustment for changes in tax obligation

(139,674)      (206,924)

**Total**

161,502,184      162,060,878

Amount in BDT	
31 March, 2026	30 June 2025

First revaluation of the at factory office of the Company carried out on 1996 by the Independent valuer named "M/S Golum Mostofa & Associates" Islam Chamber, (14th floor) 125-A Motijheel C/A. Further in 2018, the Company in its 219th Board Meeting dated 25 January 2018 decided to revaluation of its project land to reflect true picture in the Financial Statements of the Company as on 30 June 2018. The Company engaged an Independent valuer named "Rahman Mostafa Alam & Co" Chartered Accountants to carry out the inspection and examination of the project land located at the factory premises. Subsequently the company appointed "Rahman Mostafa Alam & Co" Chartered Accountants for the purpose of valuation of the Company's land situated at the factory premises, Shibrapur, Faridpur as on 30 June 2018. The management of the Company in its 221st Board meeting held on 31 May 2018 approved the valuation report.

**Methodology Adopted for Revaluation of Factory Land in 2018:**

The Methodology adopted for revaluation of the land has involved two steps. The first step was adopted for physical verification of the land and second step was for ascertainment of current realizable values, at which the assets should appear in the Statement of Financial Position as at 30 June 2018. For the purpose of revaluation of land the valuer consulted with local sub-register office and different level of local people in the above area where the land is located.

**The revalued amount of the land stands at Tk. 18,55,00,000 as on June 30, 2018**

Location of the Land	Land Area (Decimals)	June 2018 (Tk.)	2018 as per revaluation	Surplus (Tk.)
Shibrampur, Faridpur	927.50	17,273,661	185,500,000	168,226,339

**12.00 Retained Earnings:**

Opening balance as at July 01 , 2025	(599,394,114)	(546,289,534)
Net Profit/(loss) during the year	(12,857,378)	(54,139,201)
Add: Adjustment of Revaluation of depreciable Assets	698,369	1,034,620
<b>Closing balance as at March 31, 2026</b>	<b>(611,553,124)</b>	<b>(599,394,114)</b>

**13.00 Term Loan (UBL)**

Opening balance as at July 01 , 2025	57,200,000	57,200,000
Addition During the Year	-	-
	<b>57,200,000</b>	<b>57,200,000</b>
Less: Repayment Made During the Year	-	-
	<b>57,200,000</b>	<b>57,200,000</b>
Less: Current Portion of Long Term Loan	-	-
<b>Closing balance as at March 31, 2026</b>	<b>57,200,000</b>	<b>57,200,000</b>

Notes: The Company Tabled an objection against the statements of Uttara Bank Ltd. Term Loan and which is matter of consideration of Sub-Judice Court.

Since filling of the cases against the company, the Banks neither charged any interest nor sent any demand from note/statement of interest from the year 01 July 2016 to 30 June 2017 to the company. In view of the above, interest has not been shown in the company's accounts for the said year. and the expression of the Company about the Block Loan Account are as follows:

The Management of the company decided on the basis of the verdict/pronouncement of the 4th Artha Rin Adalat that was suited by Uttara Bank Limited no. 219/05. At the time of hearing of the lower court the company had tabled an objection against the bank statement that were submitted by the Bank and then a petition was submitted by the company to the High Court no. 9724/2014. After the prolong time hearing on 14 March 2017, Uttara Bank Limited were required to submit the actual statement of the accounts of Aziz Pipes Limited. After that the Bank had submitted a revised statement where the Bank stated the company's CC (Hypo.) account no. 21 and Tk. 6,688,500. On the basis of the submitted the statement of the Bank the company has decided to state Tk. 6,688,500 as Short Term Loan from Uttara Bank Limited and the rest amount will be transferred to Block Loan Account Tk. 167,575,954. Now this suit is under litigation on the Judge Court and after the litigation of the court this liability would be adjusted from the Block Loan Account.

Against Uttara bank Limited Case no.-219/2005 and 145/2018 the company filed contempt through writ no.-84/2019 and on the other hand companies apply to Bangladesh Bank for instruction to Uttara Bank Limited for adjustment of Bank Liability. Companies also filed a writ no-186/2020 where honourable court issued rule for consideration of our application which had been submitted to Bangladesh Bank and Uttara Bank Limited. Both of the above both of writs are now waiting for hearing.

**14.00 Term Loan (DBBL)**

Opening balance as at July 01 , 2025	33,249,646	33,249,646
Addition During the Year	-	-

52

Less: Current Portion of Long Term Loan  
Closing balance as at March 31, 2026

Amount in BDT	
31 March, 2026	30 June 2025
33,249,646	33,249,646
-	-
<u>33,249,646</u>	<u>33,249,646</u>

Amount in BDT	
31 March, 2026	30 June 2025

#### Dutch Bangla Bank

Dutch Bangla Bank Limited had submitted a suit against Aziz Pipes Limited no. 16/2007 to the 3rd Artha Rin Adalat in 2007. After a prolong year hearing the Court had Verdicted/Pronounced on 29 November 2012 to repay the amount of Tk. 15,431,341 to the Bank and the company has decided to state Tk. 15,431,342 as the Short Term Loan from Dutch Bangla Bank Limited and the rest amount Tk. 100,019,426 will be transferred to Block Loan Account. Against the verdict of the lower court the Bank had submitted an Appeal to the High Court. Now the appeal is under litigation in the High Court. After the litigation of High Court, the favour/disfavour of the company the amount would be adjusted from the Block Loan Account.

Vide company application no. APL/DBBL/08:19/186 Dated 27.08.2019 for amicable settlement of Bank loan outside Court the Bank approved the matter to be settled vide a compromise deed vide sanction advice no DBBL /105/05/2019/CR 0459 dated October 23.2019. Under the following terms & condition:-

- (i) Fixed Up amount in TK. 12,53,74,469.59.
- (ii) Duration year 3 years.
- (iii) Interest free Block Account.

Note: Now deed of compromise Guaranteed by Honourable court. But Company has raised some objection regarding banks actual dues. Which has been informed to the bank by letters and paying the instillments regularly.

#### 15.00 Deferred Tax

Opening balance as at July 01, 2025	33,625,892	34,152,100
Less: Adjustment during the year on depreciable Assets	(239,813)	(319,284)
Less: Previous Year Adjustment (Deferred Tax)	-	-
Less: Adjustment for deferred tax on depreciation of revalued assets	(139,674)	(206,924)

#### Closing balance as at March 31, 2026

33,246,405	33,625,892
------------	------------

#### A. Property, Plant and Equipment (PPE)

WDV of Accounting Base	30,757,095	33,369,849
Less: WDV of Tax Base	9,560,290	10,973,977
Less: Unabsorbed Depreciation	-	-
<b>Taxable temporary difference</b>	<b>21,196,805</b>	<b>22,395,873</b>

Tax rate

20.00%	20.00%
--------	--------

#### Deferred tax liability on PPE

4,239,361	4,479,175
-----------	-----------

#### B. Deferred Tax on Gratuity Provision

Opening balance of deferred tax liability for gratuity provision	-	-
Addition during the year	-	-
<b>Deferred tax liability/(asset)</b>	<b>-</b>	<b>-</b>

#### B. Calculation of deferred tax on revaluation of property, plant and equipment:

Revalued value of land	181,896,010	181,896,010
Revalued value of other than land	8,613,213	9,311,581
<b>Tax Rate</b>		
On land	15%	15%
On other than land	20%	20%

#### Deferred tax liabilities

For land	27,284,402	27,284,402
For other than land	1,722,643	1,862,316
	29,007,044	29,146,718

#### Total (A+B)

33,246,405	33,625,892
------------	------------

#### Calculation of deferred tax charged on Profit or Loss Account:

Deferred tax liability other than revalued asset as on June 30, 2025	4,479,175	4,798,458
Deferred tax liability other than revalued asset as on March 31, 2026	4,239,361	4,479,175
<b>Deferred tax expense/(income) during the year</b>	<b>(239,813)</b>	<b>(319,284)</b>

		Amount in BDT	
		31 March, 2026	30 June 2025
<b>16.00</b>	<b>Block loan account</b>		
	Block loan account	16.01 153,895,796	153,895,796
	Interest on Block Loan Account	16.02 17,837,998	17,837,998
	<b>Total</b>	<b>171,733,794</b>	<b>171,733,794</b>
<b>16.01</b>	<b>Block Loan Account</b>		
	<b>Uttara Bank</b>		
	a) Amount as per Company's Accounts	160,584,296	160,584,296
	b) Amount as Per Bank Statement	6,688,500	6,688,500
	<b>Suspense Account</b>	<b>153,895,796</b>	<b>153,895,796</b>
	Add: Transferred from Short Term Loan	-	-
	<b>Closing Balance</b>	<b>153,895,796</b>	<b>153,895,796</b>
	Note: Uttara Bank Ltd Loan suspense amount reduce due to repayment of 1.47 crore tk as downpayment for Uttara Bank Ltd loan re scheduling purpose.		
<b>16.02</b>	<b>Interest Suspense Account</b>		
	Interest Suspense Account	17,837,998	17,837,998
	Less: Adjustment from Interest on Laon Provision	-	-
	<b>Total</b>	<b>17,837,998</b>	<b>17,837,998</b>
<b>17.00</b>	<b>Trade Payables</b>		
	A.H International Ltd	140,719,876	140,719,876
	<b>Total</b>	<b>140,719,876</b>	<b>140,719,876</b>
<b>18.00</b>	<b>Others Liabilities</b>		
	A.H International Ltd	23,660,275	19,900,000
	Workers Profit Participation Fund	18.01 71,883	71,883
	<b>Total</b>	<b>23,732,158</b>	<b>19,971,883</b>
<b>18.01</b>	<b>Workers Profit Participation Fund</b>		
	Opening balance as at July 01 , 2025	71,883	71,883
	Add: Addition during the year	-	-
	Less: Disbursement during the year	-	-
	<b>Closing balance as at March 31, 2026</b>	<b>71,883</b>	<b>71,883</b>
<b>19.00</b>	<b>Short Term Loan</b>		
	Term Loan DBBL(Current Portion)	19.01 41,824,823	41,824,823
	Loan Hajj Finance Company Limited (Current Portion)	19.02 -	-
	Loan From Director	19.03 20,400,000	20,400,000
	Loan From Others	19.04 16,100,000	15,000,000
	<b>Total</b>	<b>78,324,823</b>	<b>77,224,823</b>
<b>19.01</b>	<b>Term Loan DBBL(Current Portion)</b>		
	Opening balance as at July 01 , 2025	41,824,823	41,824,823
	Addition during the year	-	-
	Payment made during the year	-	-
	<b>Closing balance as at March 31, 2026</b>	<b>41,824,823</b>	<b>41,824,823</b>
<b>19.02</b>	<b>Term Loan Hajj Finance (Current Portion)</b>		
	Opening balance as at July 01 , 2025	-	185,768
	Addition during the year	-	-
	Payment made during the year	-	(185,768)
	<b>Closing balance as at March 31, 2026</b>	<b>-</b>	<b>-</b>
<b>19.03</b>	<b>Loan From Director</b>		
	Loan from Director	20,400,000	20,400,000
	<b>Total</b>	<b>20,400,000</b>	<b>20,400,000</b>
<b>19.04</b>	<b>Loan From Others</b>		
	Loan from Aziz Properties Limited	16,100,000	15,000,000
	<b>Total</b>	<b>16,100,000</b>	<b>15,000,000</b>

		Amount in BDT	
		31 March, 2026	30 June 2025
<b>20.00</b>	<b>Liabilities for Expenses</b>		
	Salary & Allowances	943,667	134,267
	Electricity Charges (Head Office)	81,570	63,280
	Electricity Charges (Factory)	226,783	124,167
	Telephone Charges	3,200	2,376
	Rent Payable	372,600	248,400
	Water Supply & Sewerage	41,362	23,473
	Interest on others Loan	10,577,164	8,221,414
	Audit Fees	188,250	251,000
	Wages & Allowances	340,000	330,571
	Provision for Income Tax	3,370,325	3,357,397
	<b>Total</b>	<b>16,144,921</b>	<b>12,756,345</b>
<b>20.01</b>	<b>Provision for Income Tax</b>		
	Opening balance as at July 01 , 2025	3,357,397	3,646,620
	Add: Addition during the year	12,928	10,087
	Less: Paid during the year	-	299,310
	<b>Closing balance as at March 31, 2026</b>	<b>3,370,325</b>	<b>3,357,397</b>

26

		Amount in BDT	
		01 July 2025 to 31 Mar. 2026	01 July 2024 to 31 Mar. 2025
<b>21.00 Revenue</b>			
Turnover		1,292,765	841,271
<b>Total</b>		<u>1,292,765</u>	<u>841,271</u>
<b>22.00 Cost of Goods Sold</b>			
Opening Stock of Finished Goods as at July 01, 2025		5,943,993	18,814,640
Cost of Goods Manufactured	22.01	5,945,148	8,421,706
<b>Cost of Goods available for Sales</b>		<u>11,889,141</u>	<u>27,236,346</u>
Less: Closing Stock of Finished Goods as at March 31, 2026		5,097,691	17,919,817
<b>Cost of Goods Sold</b>		<u>6,791,450</u>	<u>9,316,529</u>
<b>22.01 Cost of Goods Manufactured</b>			
Cost of Materials Consumed	22.02	-	-
Add: Electricity & Power		1,325,679	1,560,862
		<u>1,325,679</u>	<u>1,560,862</u>
Add: Opening Work-In-Process as at July 01, 2025		-	-
		<u>1,325,679</u>	<u>1,560,862</u>
Less: Closing Work-In-Process as at March 31, 2026		-	-
		<u>1,325,679</u>	<u>1,560,862</u>
Add: Factory Overhead	22.03	4,619,469	6,860,844
<b>Cost of Goods Manufactured</b>		<u>5,945,148</u>	<u>8,421,706</u>
<b>22.02 Cost of materials Consumed</b>			
Opening Stock of Raw Materials as at July 01, 2025		13,459,896	36,278,646
Add: Materials Purchase		-	-
<b>Materials Available for Consumption</b>		<u>13,459,896</u>	<u>36,278,646</u>
Less: Closing Stock of Raw Materials as at March 31, 2026		13,459,896	36,278,646
<b>Cost of Materials Consumed</b>		<u>-</u>	<u>-</u>
<b>22.03 Factory Overhead</b>			
Wages & Salaries		1,095,030	3,145,288
Repairs & Maintenance		18,745	12,946
Factory Maintenance		259,451	77,195
Depreciation		3,246,243	3,625,415
<b>Total</b>		<u>4,619,469</u>	<u>6,860,844</u>
<b>23.00 Administrative &amp; General Expenses</b>			
Salary & Allowances		3,422,800	1,266,041
Board Meeting Fees		75,000	120,000
Stationery Expenses		41,171	26,030
Telephone Charges		24,590	35,172
Advertisement & Publicity		52,800	-
Travelling & Conveyance		23,450	53,957
Entertainment Expenses		18,760	76,913
Canteen Charges		18,144	38,258
Rent & Rates		186,300	186,200
Renewal, Listing, Legal & Professional Fees		171,000	150,810
Tax, Legal & Professional Fees		151,051	609,504
Electricity Charges		54,870	-
Fuel (Generator)		10,360	39,720
Water Supply & Sewerage		17,889	-
Postage & Telegram		2,176	4,152
Medical Expenses		-	600
Gardening Expenses		600	10,915
Office Maintenances		19,869	53,250
Guest House Expenses		5,295	8,729
A.G.M. Expenses		545,000	75,380
Audit Fees		188,250	187,500
Miscellaneous		1,600	19,490
Carrying Charges		-	4,116
Internet Bill Expenses		38,100	36,560
VAT & Tax Expenses		12,420	83,909
CDBL Expenses		80,000	92,000
Depreciation		64,879	75,415

28

Amount in BDT	
01 July 2025 to 31 Mar. 2026	01 July 2024 to 31 Mar. 2025
<u>5,226,374</u>	<u>3,254,621</u>

Total

20

Amount in BDT	
01 July 2025 to 31 Mar. 2026	01 July 2024 to 31 Mar. 2025

Paid to the Managing Director of the Company Tk. 5,17,500/= as Salary and Bonus during the year that included above Salary and Allowance.

The break-up of above amount is given below:

Basic	270,000
House Rent	162,000
Others	40,500
Bonus	45,000
<b>Total</b>	<b>517,500</b>

In Addition to above the company is provided to Managing Director Car maintenance expenses subject to limit. Managing Director is also provided Telephone bill for business communication, subject to limit.

The Company provided to chairman Tk. 10,000 as monthly honorarium

The Other's Director are not provided any remuneration expect board meeting fees with attending Company's Board Meeting.

**24.00 Selling & Distribution Expenses**

Selling & Distribution Expenses	3,000	13,970
<b>Total</b>	<b>3,000</b>	<b>13,970</b>

**25.00 Financial Expenses**

Bank Charges	455	4,209
Interest on Others Loan	2,355,750	2,031,500
<b>Total</b>	<b>2,356,205</b>	<b>2,035,709</b>

In previous years the Hajj Finance Company Limited not provided the accounts statement for which company can not shown the proper Loan profit . So This year company shown actual loan profit of Hajj Finance company Limited.

**26.00 Income Tax :**

Current tax provision	12,928	5,048
Deferred tax provision	(239,813)	(239,463)
<b>Tax Expenses</b>	<b>(226,886)</b>	<b>(234,415)</b>

**26.01 The details of current tax calculation are given below:**

Profit before tax as per income statement	(13,084,264)	(13,779,558)
Add: Tax effect of expenses that are not deductible for tax purposes	3,311,122	2,924,866
Less: Tax effect of expenses that are deductible for tax purposes	(1,413,687)	(1,727,551)
	<b>(11,186,829)</b>	<b>(12,582,243)</b>

A. Current tax expenses	20.00%	20.00%
B. 1% of Total Received during this year	12,928	5,048
C. Tax deducted at source U/S 163 of ITA 2023	-	-
<b>Minimum Tax which ever is higher (A,B,C)</b>	<b>12,928</b>	<b>5,048</b>
<b>Tax expenses</b>	<b>12,928</b>	<b>5,048</b>

**27.00 Net Asset Value (NAV) per Share**

Shareholders' Equity	(266,007,773)	(253,290,070)
Weighted average number of ordinary shares in issue	5,347,125	5,347,125
<b>Net Asset Value (NAV) per Share</b>	<b>(49.75)</b>	<b>(47.37)</b>

**27 (a) The details of change in NAV from last year given below:**

Particulars	Amount (Tk.)	Amount (Tk.)
Reduced in Revaluation Reserve	(558,694)	(827,695)
Reduced in Retained Earnings	(12,159,010)	(53,104,581)
<b>Total</b>	<b>(12,717,704)</b>	<b>(53,932,276)</b>
<b>NAV reduced from last year</b>	<b>(2.38)</b>	<b>(10.09)</b>

26

Amount in BDT	
01 July 2025 to 31 Mar. 2026	01 July 2024 to 31 Mar. 2025

<b>28.00 Basic Earning Per Share (EPS)</b>		
Net Profit	(12,857,378)	(13,545,143)
Weighted Average number of ordinary shares in issue	5,347,125	5,347,125
<b>Basic Earning Per Share</b>	<b>(2.40)</b>	<b>(2.53)</b>

28 (a) The details of change in EPS from last year given below:

Particulars	Amount (Tk.)
Income Decreased from same period of the Last year	451,494
Expense (COGS) Decreased from same period of the Last year	(2,281,278)
Expense (Administrative) Decreased from same period of the Last year	2,525,079
<b>Total</b>	<b>695,294</b>
<b>EPS Increased from last year</b>	<b>0.13</b>

EPS Increased due to Decrease in Operating Expenses.

<b>29.00 Net Operating Cash Flow Per Share (NOCFPS)</b>		
Net Cash Inflows from Operating Activities	(1,164,775)	(1,550,177)
Weighted average number of ordinary shares in issue	5,347,125	5,347,125
<b>Net Operating Cash Flow per Share</b>	<b>(0.22)</b>	<b>(0.29)</b>

29 (a) The details of change in NOCFPS from last year given below:

Particulars	Amount (Tk.)
Decreased in Collection from Sales & Others	(644,124)
Decreased in Payment to Suppliers & Expenses	(730,216)
<b>Total</b>	<b>86,092</b>
<b>NOCFPS reduced from last year</b>	<b>0.02</b>

NOCFPS Increased due to Decrease in decreased in collection of sales proceeds as compared to the same year of last year.

<b>30.00 Reconciliation of Net Profit with Cash Flows From Operating Activities</b>		
Net Profit After Tax	(12,857,378)	(13,545,143)
<b>Adjustment for:</b>		
Depreciation on Property, Plant & Equipment	3,311,122	3,700,831
Financial Expenses (Separate consideration in financing activities)	455	4,209
Increase/ Decrease in Inventory	846,302	894,824
Increase/ Decrease in Accounts Receivable	452,487	1,548,105
Increase/ Decrease in Advance, Deposit & Prepayments	173,199	217,663
Increase/ Decrease in Accounts Payable	-	4,064,377
Increase/ Decrease in Others Liabilities	3,388,576	1,510,158
Increase/ Decrease in Creditors & Accruals	3,760,275	-
Increase/ Decrease in Provisions for Current Tax	-	294,263
Increase/ Decrease in Differed Tax Liability	(239,813)	(239,463)
	<b>11,692,603</b>	<b>11,994,967</b>
<b>Cash Flows from Operating activities</b>	<b>(1,164,776)</b>	<b>(1,550,176)</b>

**31.00 Related Party Disclosures**

**31.01 Transactions with Related Parties**

Parties are considered to be related if one party has the ability to control the other party or exercise significant influence over the other party in making financial and operational decision and include associate companies with or without common director and key management personnel. The entity has interred into transition with other entities in normal course of business that does not fall within the definition of related party as per IAS-24: Related Party Transactions for this year. The summary is as follows:

Related Party	Opening Balance	Received during the year	Payment during the year	Closing Balance
Loan from Aziz Properties Limited	16,100,000	-	-	16,100,000
Loan from Director	20,400,000	-	-	20,400,000

**31.02 Payments/ Perquisites to Managing Director and above**

Payments and perquisites given to the Managing Director during the year are disclosed below:

Paid to the Managing Director of the Company Tk. 5,17,500/= as Salary and Bonus during the year that included above Salary and Allowance.

In Addition to above Managing Director is provided Car maintenance expenses subject to limit.

Managing Director is also provided Telephone bill for business communication ,subject to limit.

The Other's Director are not provided any remuneration expect board meeting fees with attending Company's Board Meeting.

**32.00 Disclosure as per requirement of Schedule XI, Part II of the Companies Act, 1994:**

**A. Disclosure as per requirement of Schedule XI, Part II, Note 5 of Para 3:**

Employee position of the company as at March 31, 2026.

Salary (Monthly)	Officer & Staff		Worker	Total Employees
	Head Office	Factory		
Below Tk. 3,000	-	-	-	-
Above Tk. 3,000	7	8	31	46
<b>Total</b>	<b>7</b>	<b>8</b>	<b>31</b>	<b>46</b>

**B. Disclosure as per requirement of Schedule XI, Part II, Para 4:**

Name of Directors	Designation	Remuneration	Festival Bonus	Total Payment
Md. Abdul Halim	Director	-	-	-
Md. Ahsan Ullah	Director	-	-	-
Md. Asad Ullah	Director	-	-	-
Dr. Swapan Kumar Dhar	Independent Director	-	-	-
Jamal Uddin Bhuiyan	Independent Director	-	-	-
Dr. Md. Abdus Salam	Independent Director	-	-	-
Dr. Md. Mazibar Rahman	Independent Director	-	-	-
A H M Zakaria	Managing Director (CC)	-	-	-
<b>Total</b>		-	-	-

year of payment to Directors is from 01 July 2025 to 31 March, 2026.

The above Directors of the company did not take any benefit from the company except attendance fees for Board Meeting and others are as follows:

a. Expenses reimbursed to the managing agent	Nil
b. Commission or other remuneration payable separately to a managing agent or his associate	Nil
c. Commission received or receivable by the managing agent or his associate as selling or buying agent of other concerns in respect of contracts entered into such concerns with the company	Nil
d. The money value of the contracts for the sale or purchase of goods and materials or supply of services, enter into by the company with the managing agent or his associate during the financial year	Nil
e. Any other perquisites or benefits in cash or in kind stating	Nil
f. Other allowances and commission including guarantee commission	Nil

**Pensions, etc.**

1) Pensions	Nil
2) Gratuities	Nil
3) Payment from Provident Fund	Nil
4) Compensation for loss of office	Nil
5) Consideration in connection with retirement from office	Nil

26

C. Disclosure as per requirement of Schedule XI, Part II, Para 7:

Details of production capacity utilization:

Particulars	License Capacity (In MT)	Attainable Capacity (In MT)	Actual Production (In MT)	Capacity Utilization
Annual Production capacity in MT	12,750	6,000	497	8.28%

D. Disclosure as per requirement of Schedule XI, Part II, Para 8:

Raw materials, spare parts, packing materials and capital machinery:

Items	Opening Raw Materials	Purchase (BDT)			Consumption (BDT)	% of consumption of total Purchase
		Import	Local	Total		
Raw materials	13,459,896	-	-	13,459,896	-	0.00%
Spare parts	-	-	18,745	18,745	18,745	100%
Packing materials	-	-	-	-	-	-
<b>Total</b>	<b>13,459,896</b>	<b>-</b>	<b>18,745</b>	<b>13,478,641</b>	<b>18,746</b>	

Value of export:

Particulars	In foreign currencies (US\$)	In BDT
Export	-	-
<b>Total</b>	<b>-</b>	<b>-</b>

i) The company has not incurred any expenditure in foreign currencies for the period from 01 July 2025 to 31 March, 2026 on account of royalty, know-how, professional fees, consultancy fees and interest;

ii) The company has not earned any foreign exchanges for loyalty, know-how, professional fees, consultancy fees and interest;

iii) The value of export represents for the period 01 July 2025 to 31 March, 2026.

E. Disclosure as per requirement of Schedule XI, Part II, Para 3:

Requirements under Condition No.	Compliance status of disclosure of Schedule XI, Part II, Para 3
3(i)(a) The turnover	Complied
3(i)(b) Commission paid to the selling agent	Not Applicable
3(i)(c) Brokerage and discount on sales, other than the usual trade discount	Not Applicable
3(i)(d)(i) The value of the raw materials consumed, giving item wise as possible	Complied
3(i)(d)(ii) The opening and closing stocks of goods produced	Complied
3(i)(e) In the case of trading companies, the purchase made and the opening and closing stocks	Complied
3(i)(f) In the case of companies rendering or supplying services, the gross income derived from services rendered or supplied	Not Applicable
3(i)(g) Opening and closing stocks, purchases and sales and consumption of raw materials with value and quantity break-up for the company, which falls under one or more categories i.e. manufacturing and/or trading	Complied
3(i)(h) In the case of other companies, the gross income derived under different heads	Not Applicable
3(i)(i) Work-in-progress, which have been completed at the commencement and at the end of the accounting year	Complied
3(i)(j) Provision for depreciation, renewals or diminution in value of fixed assets	Complied
3(i)(k) Interest on the debenture paid or payable to the Managing Director, Managing Agent and Manager	Not Applicable
3(i)(l) Charge of income tax and other taxation on profits	Complied
3(i)(m) Revised for repayment of share capital and repayment of loans	Complied
3(i)(n)(i) Amount set aside or proposed to be set aside, to reserve, but not including provisions made to meet any specific liability, contingency or commitment, know to exist at the date as at which the balance sheet is made up	Not Applicable
3(i)(n)(ii) Amount withdrawn from above mentioned reserve	Not Applicable
3(i)(o)(i) Amount set aside to provisions made for meeting specific liabilities, contingencies of commitments	Not Applicable
3(i)(o)(ii) Amount withdrawn from above mentioned provisions, as no longer required	Not Applicable

2a

3(i)(p) Expenditure incurred on each of the following items, separately for each item: (i) Consumption of stores and spare parts (ii) Power and Fuel (iii) Rent (iv) Repairs of Buildings (v) Repairs of Machinery (vi) (1) Salaries, wages and bonus (2) Contribution to provident and other funds (3) Works men and staff welfare expenses to the extent not adjusted from any previous provision or reserve	Complied
--	----------

- F. **Disclosure of Advances, Deposits and Pre-payments of Schedule XI of the Companies Act, 1994:**  
The details break-up of Advances, Deposits and Pre-payments as per requirement of Schedule XI of the Companies Act, 1994 as stated below:

Particulars	Amount In (Taka)	
	31.03.2026	30.06.2025
Advances, Deposits and Pre-payments exceeding 6 months	12,002,527	12,002,527
Advances, Deposits and Pre-payments not exceeding 6 months	2,734,984	4,259,585
Other Advances, Deposits & Pre-payments less provision	Nil	Nil
Advances, Deposits and Pre-payments considered good and secured	Nil	Nil
Advances, Deposits and Pre-payments considered goods without security	Nil	Nil
Advances, Deposits and Pre-payments considered doubtful or bad	Nil	Nil
Advances, Deposits and Pre-payments due by Directors	2,635,299	2,635,299
Advances, Deposits and Pre-payments due by other officers (against salary)	Nil	Nil
Advances, Deposits and Pre-payments due from companies under same management	Nil	Nil
Maximum Advances, Deposits & Pre-payments due by Directors	Nil	Nil
Maximum Advances, Deposits & Pre-payments due by Officers at any time	Nil	Nil

**Additional Disclosure as per SEC Rules 1987 [Rule-12(2)1] & Companies Act 1994, part 2 section XI:**

1. There was no claim against the Company not acknowledged as debts as on March 31, 2026.
2. All shares have been fully allotted and paid-up.
3. There was no preference shares issued by the Company.
4. The Company has no aggregated amount of contract for the capital expenditure to be executed and not provided for the year ended on March 31, 2026.
5. There was no contingent liabilities as on close of the business as on March 31, 2026 except the sub-judice matters relating to bank loan.
6. Aggregate amount due by Directors and other Officers of the Company or associated undertaking:
 

Director	None
Associated Undertaking	None
Officers	None
7. The general advance is the amount disbursed/ advanced against expenses for goods & service and also the amount considered good by the management and no collateral security is held against such advances.
8. The Company did not pay Brokerage and discount on sales other than the usual trade discount. Further, there is no commission on sale paid by the Company.
9. Auditors are paid for only statutory audit fees approved by the shareholders in the last A.G.M.
10. No money was expended by the Company for compensating any member of the Board of Directors for special service rendered.
11. There was no Bank Guarantee issued by the company on behalf of their Directors of the Company itself except bank loan.
12. There are no Non-resident shareholders as on March 31, 2026.
13. No expenses including Royalty, Technical Experts & Professional Advisory Fees and Interest etc. were incurred or paid in foreign currencies during the year ended on March 31, 2026.
14. The Company has related party transactions as per IAS-24 "Related Party Disclosures". Details are given Note-31.01
15. No Director received any remuneration from Company except Board Meeting attendance Fees.

**Events after reporting year:**

No material events occurring after Statement of Financial Position date came to our notice which could be considered after the valuation made in the financial statements.

**Aziz Pipes Limited**  
Schedule of Property, Plant & Equipment  
As at March 31, 2026

Annexure-A  
Amount in BDT

A. On Cost

Particulars	Cost				Rate of Dep.	Depreciation				Written down value as at March 31, 2026
	Opening balance as at July 01, 2025	Addition during the year	Adjustment during the year	Balance as at March 31, 2026		Opening balance as at July 01, 2025	Charged during the year	Adjustment during the year	Balance as at March 31, 2026	
Land & Land Development	3,603,990	-	-	3,603,990	-	-	-	-	-	3,603,990
Building & Other Construction	21,549,361	-	-	21,549,361	10%	20,151,071	104,872	-	20,255,943	1,293,418
Roads & Sewerage	604,229	-	-	604,229	10%	569,575	2,599	-	572,174	32,055
Electrical Installation	4,313,755	-	-	4,313,755	15%	4,229,777	9,448	-	4,239,224	74,531
Plant & Machineries	237,731,756	-	-	237,731,756	10%	208,963,060	2,157,652	-	211,120,712	26,611,044
Furniture & Fixtures	2,201,497	-	-	2,201,497	10%	1,946,827	19,100	-	1,965,927	235,570
Fittings	11,942	-	-	11,942	10%	11,363	43	-	11,406	536
Office Equipment's	8,179,274	-	-	8,179,274	15%	7,812,883	41,219	-	7,854,102	325,171
Loose Tools	413,666	-	-	413,666	15%	407,358	710	-	408,068	5,598
Motor Vehicles	2,328,037	-	-	2,328,037	20%	2,320,185	1,178	-	2,321,363	6,674
Weight Bridge Equipment's	129,558	-	-	129,558	15%	127,563	224	-	127,788	1,770
Factory Equipment's	20,265,040	-	-	20,265,040	15%	17,894,576	266,677	-	18,161,254	2,103,786
Pump House	173,639	-	-	173,639	15%	171,029	294	-	171,323	2,316
Crockeries & Cutleries	450,941	-	-	450,941	20%	420,543	4,560	-	425,102	25,839
Gas Line Installation	302,398	-	-	302,398	10%	284,919	1,311	-	286,230	16,168
Sundry Assets	790,361	-	-	790,361	15%	764,875	2,867	-	767,742	22,619
<b>Sub Total</b>	<b>303,049,444</b>	<b>-</b>	<b>-</b>	<b>303,049,444</b>		<b>266,075,606</b>	<b>2,612,754</b>	<b>-</b>	<b>268,688,359</b>	<b>34,361,085</b>

B. Revalued Assets:

Particulars	Cost				Rate of Dep.	Depreciation				Written down value as at March 31, 2026
	Opening balance as at July 01, 2025	Addition during the year	Adjustment during the year	Balance as at March 31, 2026		Opening balance as at July 01, 2025	Charged during the year	Adjustment during the year	Balance as at March 31, 2026	
Land & Land Development	181,896,010	-	-	181,896,010	-	-	-	-	-	181,896,010
Building & Other Construction	5,924,471	-	-	5,924,471	10%	3,374,179	191,272	-	3,565,451	2,359,020
Plant & Machineries	15,706,861	-	-	15,706,861	10%	8,945,571	507,097	-	9,452,668	6,254,193
<b>Sub Total</b>	<b>203,527,342</b>	<b>-</b>	<b>-</b>	<b>203,527,342</b>		<b>12,319,751</b>	<b>698,369</b>	<b>-</b>	<b>13,018,119</b>	<b>190,509,223</b>
<b>Grand Total (A+B)</b>	<b>506,576,786</b>	<b>-</b>	<b>-</b>	<b>506,576,786</b>		<b>278,395,356</b>	<b>3,311,122</b>	<b>-</b>	<b>281,706,478</b>	<b>224,870,308</b>

Depreciation Charged	Amount
Factory Overhead	3,246,243
Admin. Overhead	64,879
<b>Total</b>	<b>3,311,122</b>